

FINANCIAL RESULTS



€ **1,981**M  
CONSOLIDATED REVENUES

€ **159**M  
NET INCOME GROUP SHARE


—

€ **1,202**M  
EBITDA



**3,685**  
EMPLOYEES

PRODUCTION CAPACITY




**12,607**  
MW gross  
Installed

—

**5,041**  
MW gross  
Under construction<sup>(1)</sup>



WIND  
**9,772** MW



SOLAR  
**2,766** MW

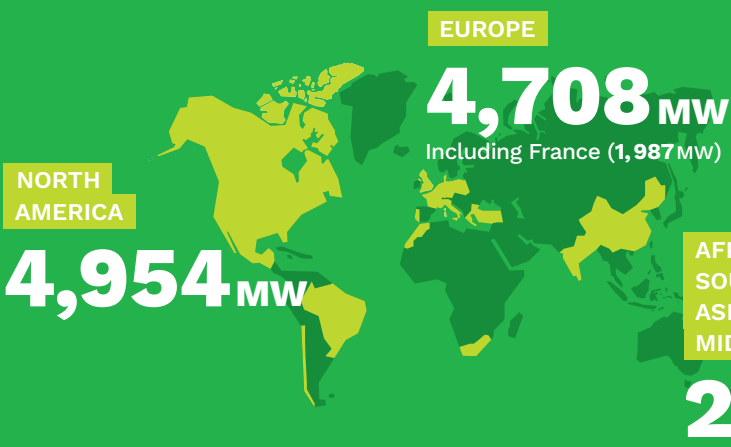


STORAGE  
**69** MW



**15,000** MW  
In operation and maintenance<sup>(1)</sup>

INTERNATIONAL PRESENCE



**23.4** TWh  
Electricity generated  
in 2019<sup>(2)</sup>

(1) For own account and third parties.

(2) Annual economic output, including the proportion of output from jointly controlled assets.